


RR1-XXX**Fixed Frequency Super Regenerative Radio Receiver****General description**

The RR1-XXX is a super regenerative data receiver.

Sensitivity typically exceeds -100dBm ($2.2\mu\text{Vrms}$)

when matched to 50 ohm.

The tuning frequency can be custom-specified in the range 200 to 450 MHz.

It shows stable electrical characteristics thanks to

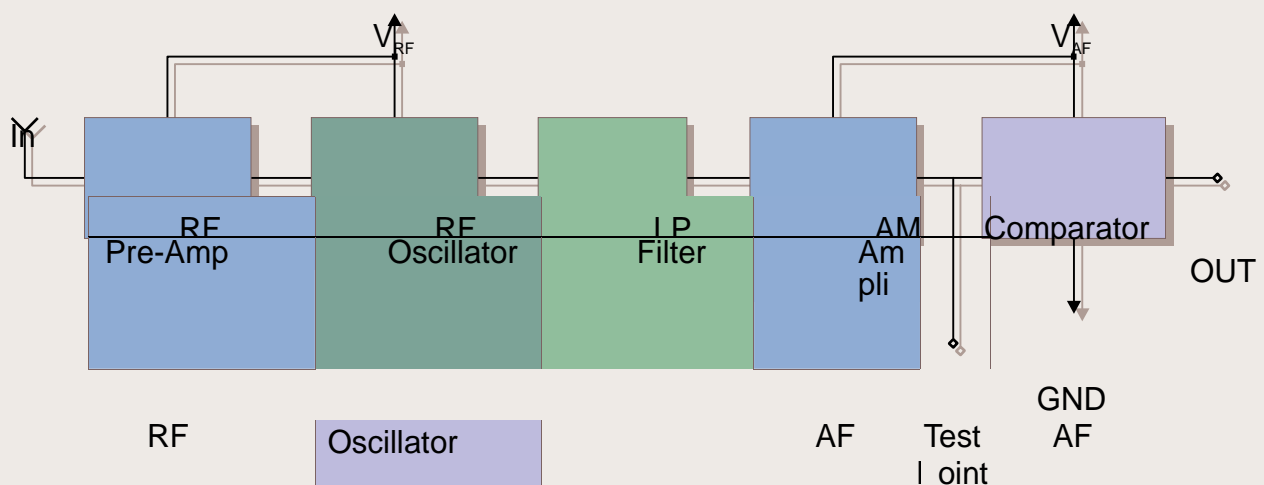
"Thick film hybrid" technology.

XXX: custom-specified working frequency
(200 ÷ 450 MHz)

Standard European and U.S. frequencies (315MHz, 418MHz, 433.92MHz) are readily available from stock.

Applications

- Home security systems
- Car Alarm systems
- Remote gate controls
- Sensor reporting

BLOCK DIAGRAM

Electrical Characteristics

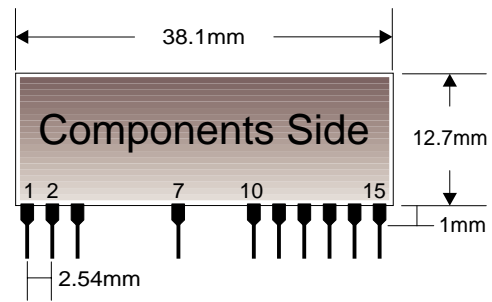
Ta = 25°C unless otherwise specified

CHARACTERISTICS		MIN	TYP	MAX	UNIT
V _{RF}	RF Supply Voltage	4.5	5	5.5	VDC
V _{AF}	AF Supply Voltage	4.5	5	5.5	VDC
I _S	Supply Current		2.5	3.5	mA
F _W	Working Frequency	200		450	MHz
	Tuning Tolerance		±0.5		MHz
B _W	-3dB Bandwidth		±2	±3	MHz
	Max Data Rate			2	KHz
	RF Sensitivity (100% AM)	-100	-105		dBm
	Level of Emitted Spectrum		-65	-60	dBm
V _{ol}	Low-Level Output Voltage			0.6	V
V _{oh}	High-Level Output Voltage	3.6			V
T _{OP}	Operating Temperature Range	-25		+80	°C

Pin Description

1	RF +V _{CC}	9	NC
2	RF GND	10	AF +V _{CC}
3	IN	11	AF GND
4	NC	12	AF +V _{CC}
5	NC	13	Test Point
6	NC	14	OUT
7	RF GND	15	AF +V _{CC}
8	NC		

Mechanical Dimensions



TYPICAL APPLICATION

