

LM10 series

crydom™

This is suitable for use in water, industrial wastewater and sewage, that can have wide variations of temperature. This small design of switch is for use in more confined spaces, where there is not enough room for the larger FFSMC type.

The rounded body design and floating attitude prevents accumulation of solids on the body. The switch has additional internal ballast, to bring the centre of gravity and rotation close to the cable entry point.

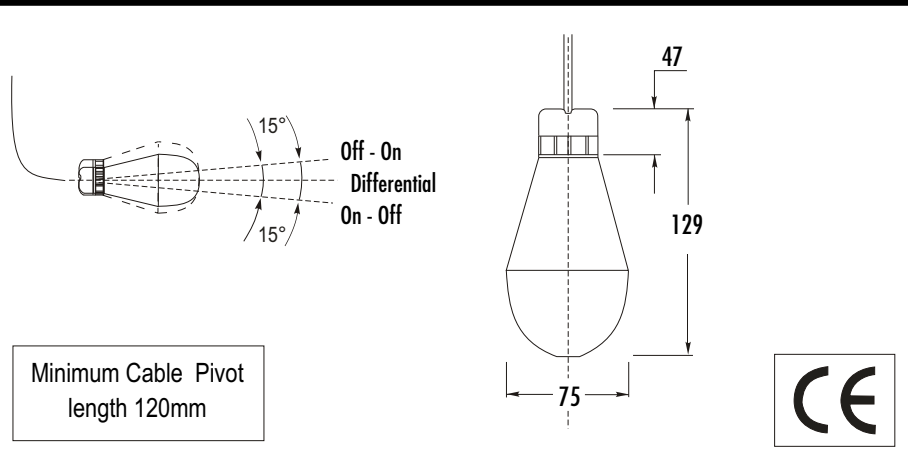
The switching element is a self cleaning type, that makes the complete switch insensitive to humidity and condensation, allowing this type to operate in widely fluctuating temperatures. The switch contacts are rated at 10 Amp resistive.

Supplied, as standard, with 5 metres cable and adjustable counterweight.

Technical Specifications	LM10A	LM10B	LM10C
Contact Form	N/O	N/C	C/O
Material	High Density Polyethylene		
Temp Range °C	0 / +55		
°F	+ 32 / +131		
Cable (standard length 5m)	With protective earth		no earth
Standard cable covering	PVC		
U cable option for Fuel oils	Polyurethane		
Max. working pressure	10 bar		
Electrical Specifications			
Power Rating	AC : 750 VA DC : 180W		
Switching Voltage	AC : 250 V DC : 110 V		
Switching Current Max. Resistive	10 A		
Switching Current Max. Inductive	AC : 4A DC : 1 A		

It is necessary to use an auxiliary relay, when switching pump motors or any loads that are not purely resistive.

MECHANICAL



Every effort has been made to ensure that the descriptions and specifications quoted are correct, however, no liability can be accepted for any errors or omissions in this data. The detail specifications are subject to change without prior notice.

LM102002UK



- **For smaller tanks and restricted space**
- **Use in sewer and industrial waste water**
- **Shape avoids "ragging", in sewer systems**
- **Unaffected by suspended solids**
- **Operates in Turbulent Fluids**

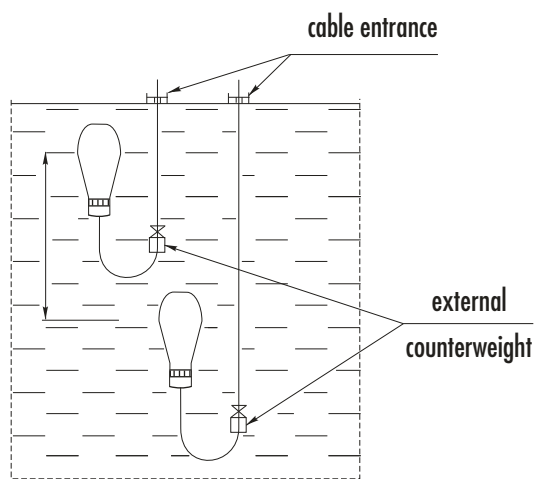
Crydom Magnetics Ltd
 7 Cobham Road
 Ferndown Industrial Estate
 Wimborne
 Dorset BH21 7PE
 Tel: +44 (0) 1202 897969
 Fax: +44 (0) 1202 891918
 magnetics@crydom.com
 www.crydom.co.uk

Part Numbering System

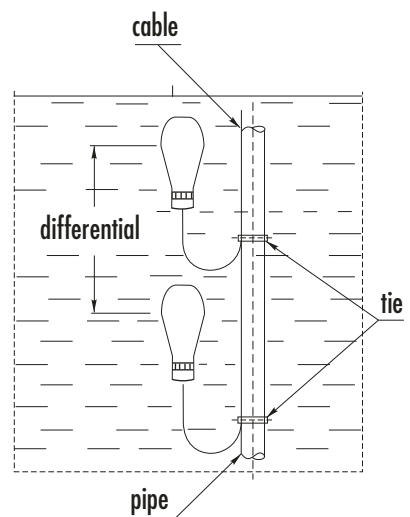
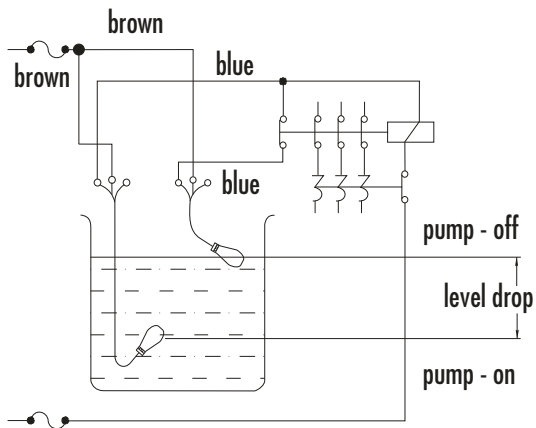
LM 10 A U 10

Series	LM	Cable length in mtrs: Blank = 5M standard
Max. current	10	
Contact Form	A U	Cable covering: Blank = PVC U = Polyurethane N = Neoprene S = Silicone
	A = n/o B = n/c C = c/o	

Installation



**wiring diagram
for filling pump**



**wiring diagram
for emptying pump**

