

UV Sensor “UV-DVGW”

UV Sensor for DVGW certified water purifiers

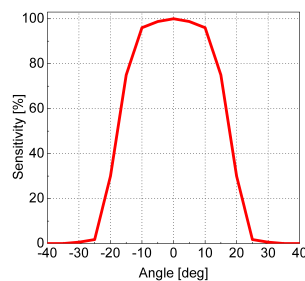
The sensor UV-DVGW is a special type suitable for use with DVGW certified water purifiers. It complies with the standard DVGW W294-3(2006). Always delivered calibrated according to DVGW requirements.

The probe is amplified and shielded against electromagnetic interference. The visible blind sensors are based on a Silicon Carbide (SiC) UV photodiode, which guarantees highest radiation hardness, long term stability and $>10^{10}$ visible blindness (ratio of UV to VIS-IR sensitivity). Blue and GaP type sensors are based on a Galliumphosphide (GaP) UV photodiode. Please find at page 2 an individual configuration procedure which allows the prospective user to select the correct spectral response (STEP 1), different output types (STEP 2) and to select a sensitivity range (STEP 3).

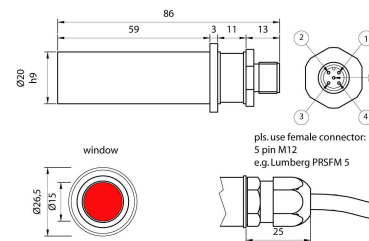
Picture



Field of View



Drawing



Specifications

Fixed Specifications

Parameter	Value
Dimensions	pls. refer to the drawing
Weight	120 g
Temp. Coefficient	0,035%/K
Operating Temp.	-20...+80°C
Humidity	<80%, non condensing, on request: 100% submersible

Configurable Specifications

Parameter	Value
Absolute Sensitivity	1nW/cm ² ... 10W/cm ²
Spectral Sensitivity	UVC
Signal Output	0...5V, 4...20mA, USB
Connections	2m cable or 2m cable with 5 pin male connector type Lumberg PRSFM5
Please find the configuration guide at page 2 of this datasheet.	

Monitor Accessories



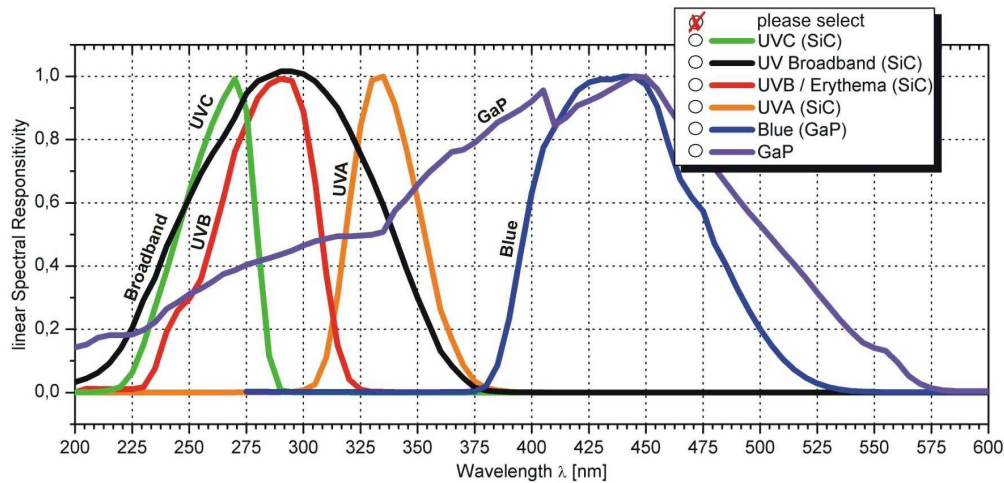
Please consider our UV monitor and UV controller offer.

Calibration



We are pleased to issue an individual quotation for NIST or PTB traceable calibration.

STEP 1 → Configuration of the Spectral Sensitivity



Please select one spectral sensitivity curve.

STEP 2 → Signal Output

Please tick your selection. The pin configuration is shown in the drawings on page 1.

<input checked="" type="checkbox"/> Output Type	Description	<input checked="" type="checkbox"/> Connection = "cable"	<input checked="" type="checkbox"/> Connection = "male plug"
<input type="radio"/> 0...5V	0...5V voltage output proportional to radiation input, supply voltage is 7..24VDC, current consumption is <30mA	<input type="radio"/> V ₀ =brown, V ₊ =white, Out=green, Shield=black	<input type="radio"/> V ₀ =1, V ₊ =2, Out=3
<input type="radio"/> 4...20mA	4...20mA current loop for PLC controllers. The current is proportional to the radiation, supply voltage is 24VDC	<input type="radio"/> V ₀ =brown, V ₊ =white	<input type="radio"/> V ₀ =1, V ₊ =2
<input type="radio"/> USB	The signal is transmitted via USB to a computer. Software is included.	----->	<input type="radio"/> Standard USB-A plug, 1,5 m cable
<input type="radio"/> Pulse	UV pulse counting for pulses > 30ns, signal out is 5V when the pulse intensity is above threshold and 0V when below.	<input type="radio"/> V ₀ =brown, V ₊ =white, Out=green, Shield=black	<input type="radio"/> V ₀ =1, V ₊ =2, Out=3

STEP 3 → Sensitivity

We configure your UV sensor for intensities across 10 orders of magnitude from 1nW/cm² to 10W/cm². For good dynamic behaviour the min and max. intensity at the probe position needs to be known as precisely as possible. Please fill that value, if known, into the box below. If only a rough estimate is possible, please estimate it in the range selection fields. We will contact you for further refinement of the range.

- max. radiation in mW/cm² or, if not precisely known, range estimation
-
- 1nW/cm² ... 10μW/cm² 10μW/cm² ... 100mW/cm² 100mW/cm² ... 10W/cm²

Probe mechanical design overview

Besides the ticked mechanical design of this datasheet other mechanical designs are available

<input checked="" type="checkbox"/> Type	Description
<input type="radio"/> UV-Surface	Standard surface-mount 180° FOV UV Sensor
<input type="radio"/> UV-Air	Standard axis oriented in-chamber UV Sensor
<input type="radio"/> UV-Cosine	Waterproof UV Sensor for outdoor use
<input type="radio"/> UV-Water	10 bar water pressure proof
<input checked="" type="checkbox"/> UV-DVGW	UV Sensor for DVGW certified water purifiers (this datasheet)
<input type="radio"/> UV-MINILOG	UV Datalogger with PC software
<input type="radio"/> TOCON-probe	Pre-amplified UV Photodetector in a M12x1 housing, only with voltage output available