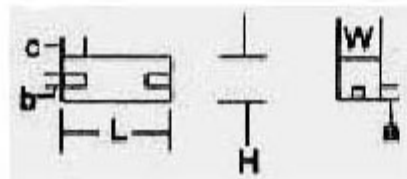





PVS5 5W Wire Wound Current Sensing Shunt 2-Tab Surface Mounted Design (SMD)



PAD LAYOUT



Electrical & Physical Specifications:

H-Height	7.87mm (.310")
L-Length	15.88mm (.625")
W-Width	7.87mm (.310")
Tab Dimensions:	a=.075"; b=.112"; c=.100"; d=.551"
Minimum Resistance @ Maximum Wattage:	.022Ω min. @ 5W
Minimum Resistance @ the Derated Wattage:	.001Ω @ .22W

PVS Series Engineering Attributes:

RESISTANCE & TOLERANCES

Select any Ohmic value (Ω) or decimal part of an Ohm from .001 Ω to 100K Ω with micro-ohm/micro-volt accuracies to $\pm 0.005\%$. See Figure #2 shown below for the minimum resistance vs. tolerance requirements. PRC's unique single-joint design on the four (4) terminal parts make tab identification academic.

TCR CHARACTERISTICS

0 ± 15 PPM/ $^{\circ}$ C is the standard for this part type. Add LTC in the part name for a lower TCR of 0 ± 10 PPM/ $^{\circ}$ C. This Low Temperature Coefficient (LTC) is only sustainable if the combined temperature of self-heating and ambient (surrounding environment) operating temperature does not exceed +150 $^{\circ}$ C. Please specify temp. span of operation.

STABILITY VS. TIME

To $\pm 0.001\%/yr.$ @ 25 $^{\circ}$ C with no load.

PRECISION POWER

Min. Res. @ Max Watts is based upon $\pm 1\%$ resistance tolerances @ +25 $^{\circ}$ C. Derating is required for higher temperatures, closer tolerances & lower resistance values. See Figure #3 shown below for derating requirements.

PROTECTIVE SEAL

Rectangular solvent-resistant epoxy case is solder heat resistant & offers excellent thermal transfer to base.

TERMINALS

Solderable hot-tinned pure copper (ETP/OFHC) tab terminals & low EMF construction reduces thermal effects usually associated with low value resistors.

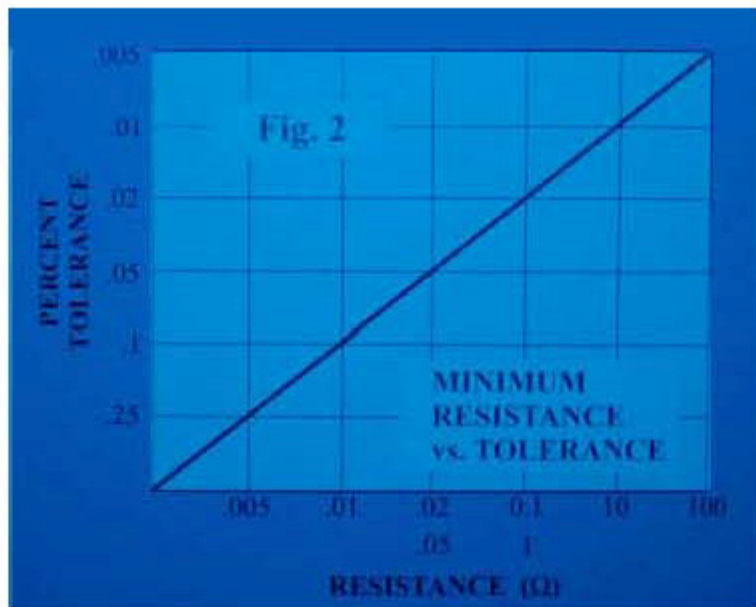
MARKING (Identification)

PRC stamp, part type & name, Ω value & tolerance, physical size permitting.

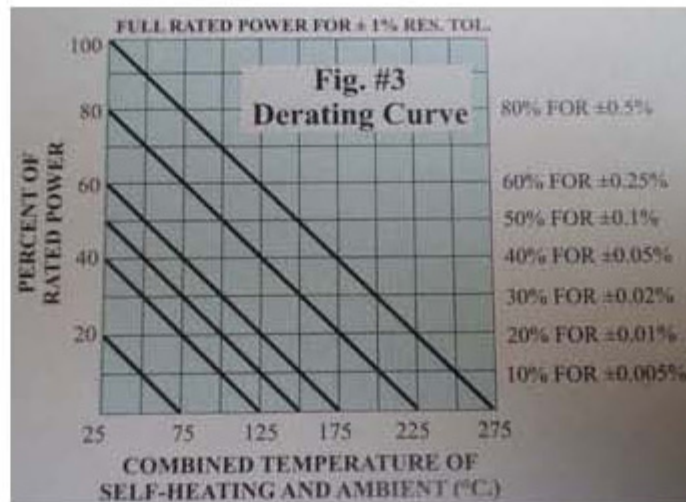
TAPE & REEL

Have your parts delivered to you in tape & reel form by simply specifying Tape & Reel instead of bulk when placing your order. For detailed information on all the individual specifications for the tape & reel delivery option, click the [Tape & Reel Chart](#)

Detailed Images



Minimum Resistance vs. Tolerance Chart



Derating Chart

Details

SKU	PVS5
Type	SMD 2-tab
Length	15.88mm (.625")
Width	7.87mm (.310")
Tab Dimensions	a=.075"; b=.112"; c=.100"; d=.551"
Height	7.87mm (.310")
TCR Char.	0±15ppm/°C.(std)...to 0±10ppm/°C.
Temperature	-65°C to +275°C (@ 1%).
Resistance	.001Ω - 100kΩ
Tolerance	to ±.005%
Max Amps	15
Stability	to ±.005% per year @ 25°C
Max Watts	5
Lead Free	Yes