


# TSEV01P Thermopile Sensor Module



- **Contact less Temperature Measurement**
- **Small Size**
- **High Accuracy**
- **Digital Interface Bus (I2C)**

## DESCRIPTION

TSEV01P is a contact-less temperature measuring system for OEM use based on the detection of infrared radiation.

TSEV01P is equipped with an infrared sensor (Thermopile) in front. The Thermopile Sensor has to be pointed at the target object of interest.

The basic working principle is:

- Detection of infrared radiation with a Thermopile sensor, which turns incoming radiation to an analogue voltage
- Determination of sensor temperature using a thermistor
- Further analogue signal processing and conditioning
- Calculation of ambient and object temperature using a processing unit
- Providing the ambient and objects temperature at digital output bus (I<sup>2</sup>C)

The TSEV01P is suitable for a wide range of application where non-contact temperature measurement and high accuracy are required.

## FEATURES

- 0°C – 50°C Measurement Range
- Small Size (15.6mm x 8.5mm)
- Up to 0.5°C Accuracy
- 2mA Current Consumption

## APPLICATIONS

- Contact less Temperature Measurement
- Climate Control
- Industrial Process Control
- Household Applications

# TSEV01P Thermopile Sensor Module

## ABSOLUTE MAXIMUM RATINGS

Absolute maximum ratings are limiting values of permitted operation and should never be exceeded under the worst possible conditions either initially or consequently. If exceeded by even the smallest amount, instantaneous catastrophic failure can occur. And even if the device continues to operate satisfactorily, its life may be considerably shortened.

Parameter	Symbol	Conditions	Min	Typ	Max	Unit
Supply Voltage	Vcc	Measured versus GND	-0.3		3.6	V
Operating Temperature	Top		-10		85	°C
Storage temperature	Tstor		-40		85	°C

## OPERATING CONDITIONS

Parameter	Symbol	Conditions	Min	Typ	Max	Unit
Supply voltage	Vcc	Measured versus GND	2.2		3.3	V
Emission Coefficient	$\epsilon$			0.98		

## OPERATING CONDITIONS

If not otherwise noted, 25°C ambient temperature, 3V supply voltage and object with  $\epsilon = 0.98$  were applied.

Parameter	Symbol	Conditions	Min	Typ	Max	Unit
Field of View	FOV		110	120	130	°
Spectral Sensitivity	S		5.5 (cut on)			$\mu\text{m}$
Supply Current	I	Full ambient temp. range, no output load	1	2	4	mA
Digital Output Clock Rate (I2C)	FI2C		20		50	kHz
Data Output Rate	Fout			1		Hz

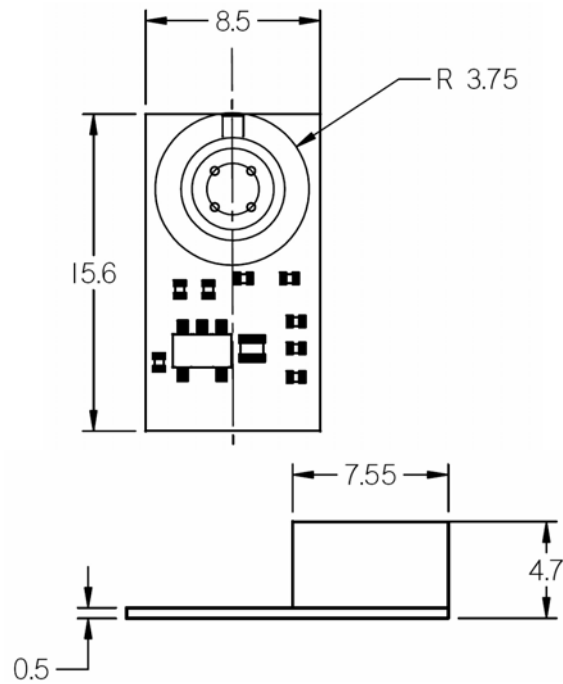
## OPERATIONAL CHARACTERISTICS

If not otherwise noted, 25°C ambient temperature, 5V supply voltage and object with  $\epsilon = 0.98$  were applied.

Parameter	Symbol	Conditions	Min	Typ	Max	Unit
Object Temperature Range	Tobj		0		50	°C
Ambient Temperature Range	Tamb		0		85	°C
Standard Start-Up Time	tStart			5		s
Stabilization Time	tStab			3		min
Accuracy offset – prior to thermal stability time	$\Delta T_{\text{stab}}$			2		°C
Accuracy tolerance when 15°C < Tambient < 35°C and after 3 minutes stabilization time	$\Delta T$	16°C < Tobject < 36°C		0.55		°C
		Outside above range		2		°C

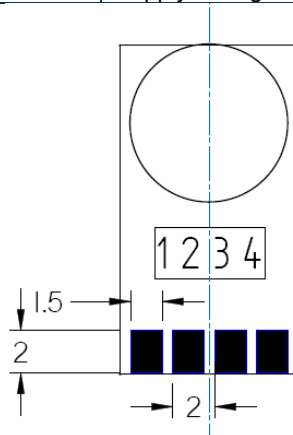
# TSEV01P Thermopile Sensor Module

## MECHANICAL DIMENSIONS



## TERMINALS

Pin	Name	Description	Type
1	GND	Ground	
2	SDA	I2C Data	
3	SCL	I2C Clock	
4	VDD	Supply Voltage	



# TSEV01P Thermopile Sensor Module

## BLOCK DIAGRAM

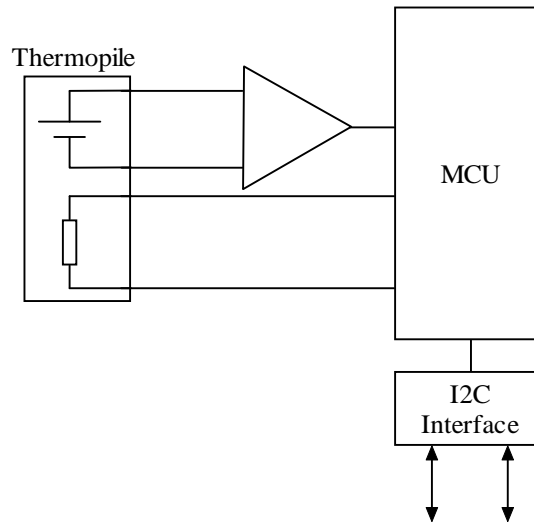


Figure n: Block diagram

## TYPICAL PERFORMANCE CURVES

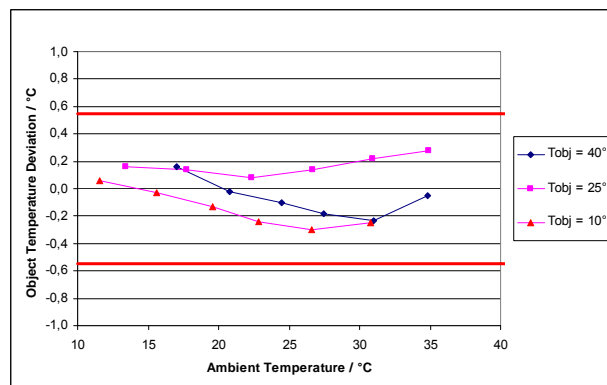
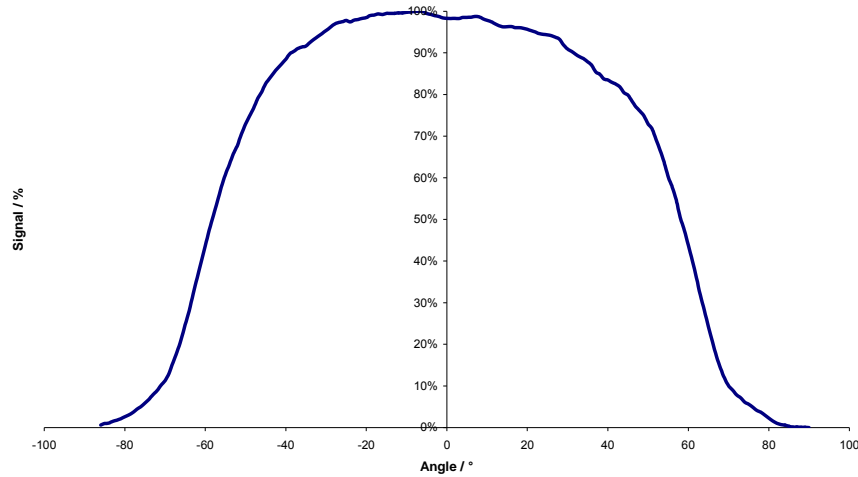


Figure n: typical performance curve

# TSEV01P Thermopile Sensor Module

## Sensor Characteristic

### FIELD OF VIEW



Distance / mm	Spot Diameter / mm
0	0
5	17
10	35
15	52
20	69
25	87
30	104
35	121
40	139
45	156
50	173
55	191
60	208
65	225
70	242
75	260
80	277
85	294
90	312
95	329
100	346

The maximum distance to measure the surface temperature of an object depends on the field of view of the sensor (120°) and the surface size of the object. To ensure correct measurement, the surface size needs to be at least as large as the spot diameter to fulfil the complete field of view of the sensor.

i.e.: Distance to object surface: 30mm  
object surface: 104mm

→

Minimum diameter of

i.e.: Diameter of object surface: 50mm →  
surface: 14mm

Maximum distance to object

# TSEV01P Thermopile Sensor Module

## FUNCTION

### I<sup>2</sup>C INTERFACE

This module is always operating in pure slave modus of a two wire interface similar to I<sup>2</sup>C. The typical baud rate of this device is 20kBit/s. The supported address length is seven bits. The I<sup>2</sup>C slave address is 54h.

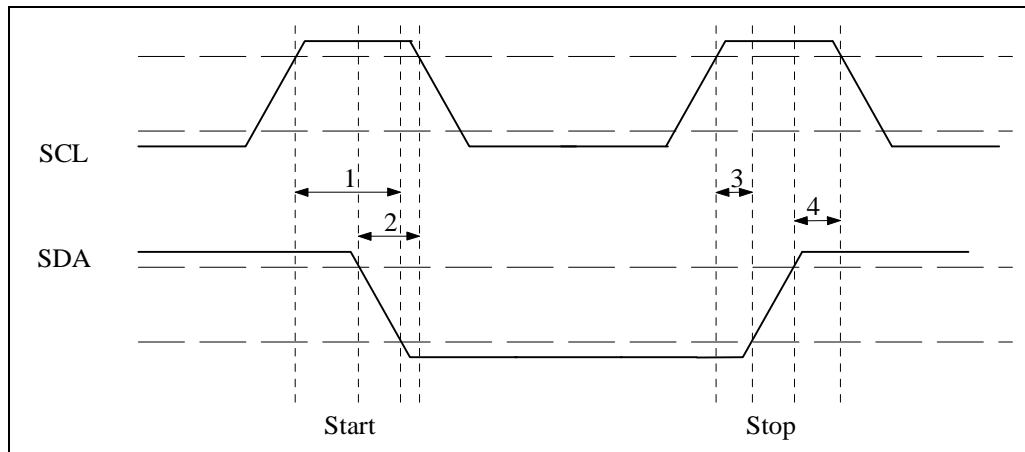
#### PHYSICAL INTERFACE PARAMETERS

Parameter	Min	Typical	Max	Unit
Baudrate	10	---	50	kBit/s
Address length	---	7	---	Bit
Address (standard)	---	54h	---	---
Input High Level	2	---	3.6	V
Input Low Level	---	---	1	V
Output High Level	2.5	---	---	V
Output Low Level	---	---	1	V

#### TIMING PARAMETERS

##### START/STOP

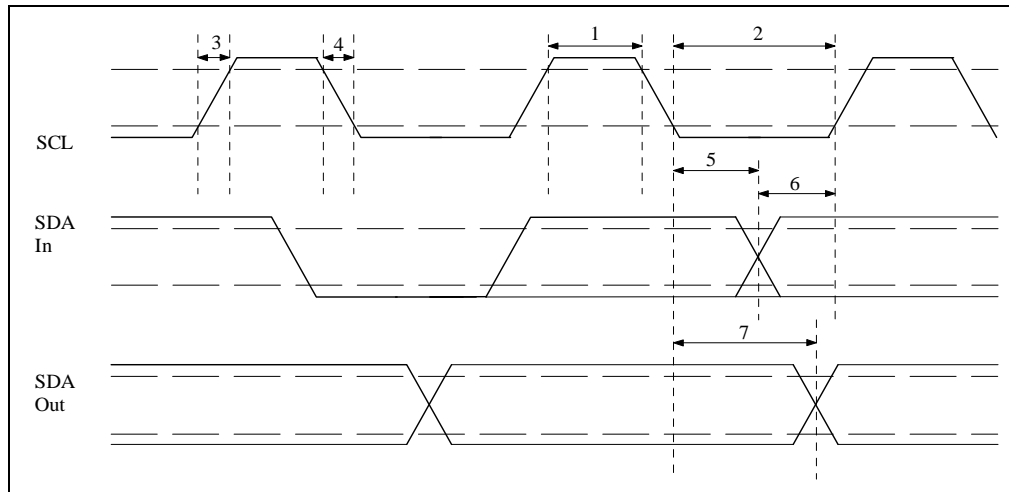
No.	Parameter	Description	Min	Typ	Max	Unit
1	TSU:STA	Start Setup Time	4.7	---	---	μs
2	THD:STA	Start Hold Time	4.0	---	---	μs
3	TSU:STO	Stop Setup Time	4.0	---	---	μs



# TSEV01P Thermopile Sensor Module

## DATA

No	Parameter	Description	Min	Max	Unit
1	THIGH	Clock High Time	4.0	50	µs
2	TLOW	Clock Low Time	4.7	---	µs
3	TR	SDA & SCL Rise Time	---	1	µs
4	TF	SDA & SCL Fall Time	---	0.3	µs
5	THD:DAT	Data Input Hold Time	0.3	---	µs
6	TSU:DAT	Data Input Setup Time	0.25	---	µs
	TBUF	Bus Free Time	4.7	---	µs



## I2C COMMAND REFERENCE

### AMBIENT AND OBJECT MEASUREMENT

Please refer following table for I<sup>2</sup>C commands to read object temperature and ambient temperature. Both values are transmitted in hundredth of degrees.

Command	Description	Reply	Bytes
0xB6	Read object temperature	Object temperature in hundredth of degree	2
0xB5	Read ambient temperature	Ambient temperature in hundredth of degree	2

### EXAMPLE OF TEMPERATURE CALCULATION

For reading object temperature send: 0xB6

Return values i.e.: Byte(0) = 0x0E, Byte(1) = 0xAA

Temperature  $T_{obj} = (256 * \text{Byte}(0) + \text{Byte}(1)) / 100 = (256 * 14 + 170) / 100 = 37.54^{\circ}\text{C}$

### OUT OF RANGE INDICATION

In case of ambient or object temperature over exceeding specified temperature ranges temperature outputs showing following data:

Command	Description	Reply	Bytes
0xB6	Object temperature > 50°C	0xFFF0	2
0xB6	Object temperature < 0°C	0xFFF1	2
0xB5	Ambient temperature > 85°C	0xFFFF	2
0xB5	Ambient temperature < 0°C	0xF000	2

# TSEV01P Thermopile Sensor Module

---

## ORDERING INFORMATION

---

### NORTH AMERICA

Measurement Specialties, Inc.  
910 Turnpike Road  
Shrewsbury, MA 01545  
Tel: 1-508-842-0516  
Fax: 1-508-842-0342

Sales email:  
[temperature.sales.amer@meas-spec.com](mailto:temperature.sales.amer@meas-spec.com)

### EUROPE

MEAS Deutschland GmbH  
Hauert 13  
44227 Dortmund  
Tel: +49 (0) 231/9740-0  
Fax: +49 (0) 231/9740-20

Sales email:  
[info.de@meas-spec.com](mailto:info.de@meas-spec.com)

### ASIA

Measurement Specialties (China)  
Ltd.  
No. 26 Langshan Road  
Shenzhen High-Tech Park (North)  
Nanshan District, Shenzhen 51807  
China  
Tel: +86 (0) 755 33305088  
Fax: +86 (0) 755 33305099

Sales email:  
[temperature.sales.asia@meas-spec.com](mailto:temperature.sales.asia@meas-spec.com)

The information in this sheet has been carefully reviewed and is believed to be accurate; however, no responsibility is assumed for inaccuracies. Furthermore, this information does not convey to the purchaser of such devices any license under the patent rights to the manufacturer. Measurement Specialties, Inc. reserves the right to make changes without further notice to any product herein. Measurement Specialties, Inc. makes no warranty, representation or guarantee regarding the suitability of its product for any particular purpose, nor does Measurement Specialties, Inc. assume any liability arising out of the application or use of any product or circuit and specifically disclaims any and all liability, including without limitation consequential or incidental damages. Typical parameters can and do vary in different applications. All operating parameters must be validated for each customer application by customer's technical experts. Measurement Specialties, Inc. does not convey any license under its patent rights nor the rights of others.